

HILTI TESTED



Elite Balustrade Systems recommend the use of our tested and certified Hilti fixings.

These fixings are manufactured to the highest standard, and tested to provide the strongest fixing solutions for the Elite Balustrade range of systems. We can supply these to enable you not just have peace of mind, but have a fully certified self-installed solution.

Key Benefits:

- Flexible embedment depths for maximum performance
- Increased productivity saving time and money
- Suitable options for fixing into concrete, masonry and steelwork
- Suitable for small edge distance and spacing
- Fire resistance
- Corrosion Resistance
- CE Conformity
- European Technical Approved



HUS-HR SCREW ANCHOR STAINLESS STEEL FITTINGS

HILTI

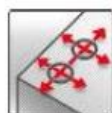
	Anchor version	Benefits
	HUS-HR Stainless steel Concrete Screw	<ul style="list-style-type: none"> - Quick and easy setting - Low expansion forces in base materials - Through fastening - Removable - Forged-on washer and hexagon head with no protruding thread




Concrete



Tensile zone



Small edge distance and spacing



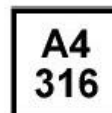
Solid brick



Autoclaved aerated concrete



Fire resistance



Corrosion Resistance



European Technical Approval



CE conformity